


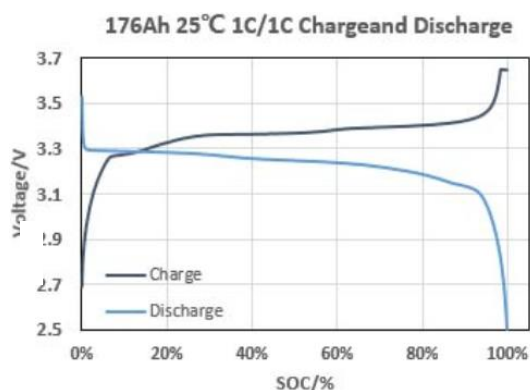
Premium Lithium Cell

ETC-LFP-176Ah

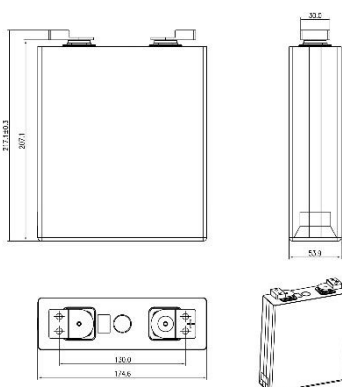
1. Holistic safety concept of cell .
2. Outstanding cycle life with maximum reliability.
3. Continuously improved energy density through new materials and light weighting technology.
4. Modular design for various applications and easy upgrade to next generations.
5. Standardized cell format.

Item	Specification	
	Dimension (Welding terminal)	53.9mm x174.6mm x207.1mm
	Dimension (Screw terminal)	53.9mm x174.6mm x217.1mm
	Weight	Max.3984g
	Min. capacity	176Ah (0.5C) @ 25°C
	Min. energy	563Wh (0.5C) @ 25°C
	SOC window	0 ~ 100%
	Terminal	Welding/ Screw terminal
	Impedance (1kHz)	0.4 mΩ
Voltage	Max.	3.65 V
	Nominal	3.20 V
	Min.	2.50 V
Current	Maximum continuous charge	176A
	Maximum sustained discharge	176A
Energy density	Gravimetric	145Wh/kg
	Volumetric	291Wh/L
Temp. Condition	Operation (Charge)	0 ~ 55°C
	Operation (Discharge)	-20 ~ 55°C
	Storage	-30 ~ 55°C
Self-Discharge Rate	50% SOC and storage at 25±2°C for 3 month	≤3%
Cycle Life	1C/1C, 100% DOD 25°C	3,500 cycles
Service Life	25°C average temperature	5 years
Abuse test	Overcharge, Over-discharge, Short, Heat	GB/T 31485-2015

Charge and discharge curve



Dimension



Certification

