


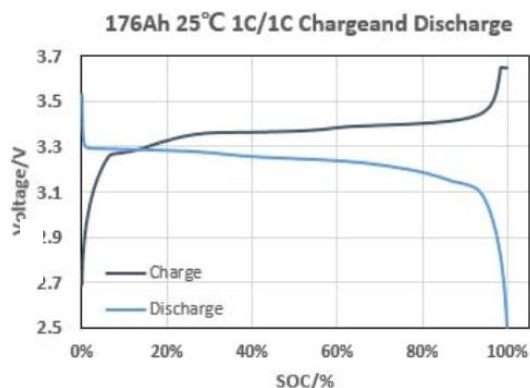
Premium Lithium Cell

EP-LFP-176Ah

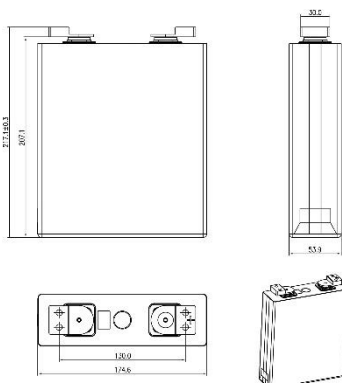
- Holistic safety concept of cell .
- Outstanding cycle life with maximum reliability.
- Continuously improved energy density through new materials and light weighting technology.
- Modular design for various applications and easy upgrade to next generations.
- Standardized cell format.

Item	Specification	
	Dimension (Welding terminal)	53.9mm x174.6mm x207.1mm
	Dimension (Screw terminal)	53.9mm x174.6mm x217.1mm
	Weight	Max.3984g
	Min. capacity	176Ah (0.5C) @ 25°C
	Min. energy	563Wh (0.5C) @ 25°C
	SOC window	0 ~ 100%
	Terminal	Welding/ Screw terminal
	Impedance (1kHz)	0.4 mΩ
Voltage	Max.	3.65 V
	Nominal	3.20 V
	Min.	2.50 V
Current	Maximum continuous charge	176A
	Maximum sustained discharge	176A
Energy density	Gravimetric	145Wh/kg
	Volumetric	291Wh/L
Temp. Condition	Operation (Charge)	0 ~ 55°C
	Operation (Discharge)	-20 ~ 55°C
	Storage	-30 ~ 55°C
Self-Discharge Rate	50% SOC and storage at 25±2°C for 3 months	≤3%
Cycle Life	1C/1C, 100% DOD 25°C	3,500 cycles
Service Life	25°C average temperature	5 years
Abuse test	Overcharge, Over-discharge, Short, Heat	GB/T 31485-2015

Charge and discharge curve



Dimension



Certification

